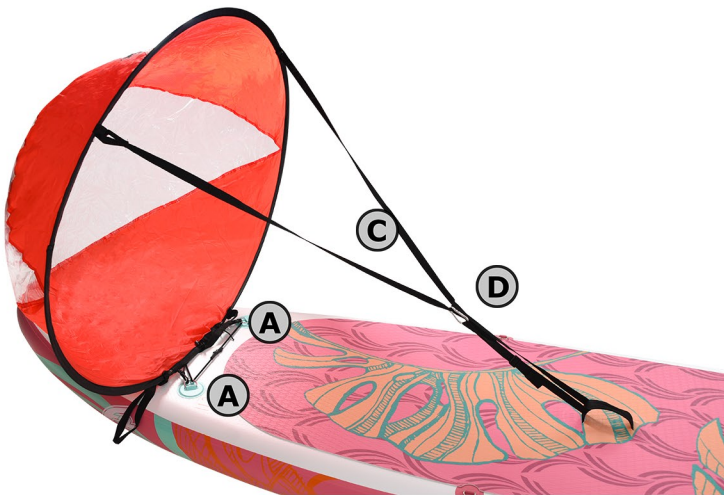
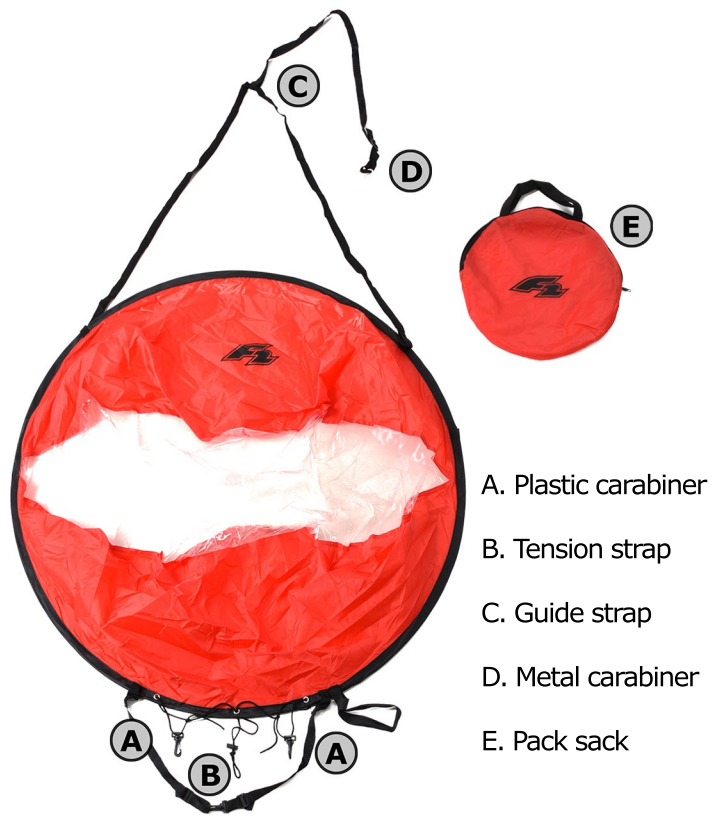




# ROUND SAIL <sup>®</sup> EN User Manual



Remove the Roundsail from the pack. **(Caution: The Roundsail unfolds suddenly on its own!)** Attach the two plastic carabiners (A) to the D-rings of your SUP's cargo net. You can use the tension strap (B) to increase tension if necessary.

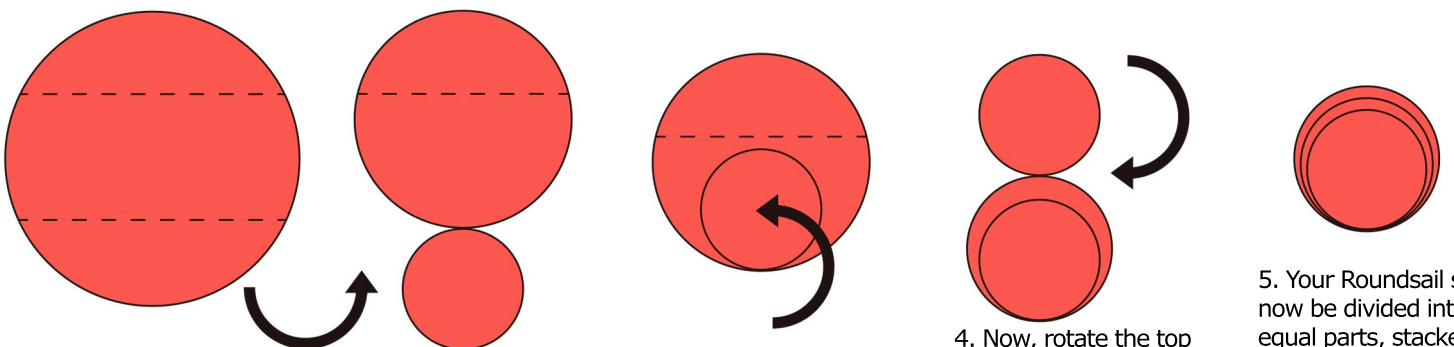


The Roundsail offers you two usage options. The first is while **sitting**. To do this, hang the guide strap (C) on the carrying handle of your SUP and tighten it until the Roundsail stands upright.



The second usage option is **standing**. To do this, detach the guide strap from the carrying handle of your SUP and hold the sail with your hands. **(Caution: During sudden strong gusts of wind, the Roundsail can develop sudden strong pulling forces that may unbalance you!)**

## PROPERLY STORING THE ROUNDSAIL AGAIN:



1. To properly store the Roundsail again, you need to fold it 3 times.

2. Rotate the bottom third of the sail 180° inward.

3. Fold the bottom twisted third inward.

4. Now, rotate the top third of the sail 180° and fold it inward as well.

5. Your Roundsail should now be divided into 3 equal parts, stacked on top of each other, and can be easily stored in the provided pack sack (E).



# ROUND SAIL <sup>®</sup> EN

## Safety Instructions

### CONGRATULATIONS ON YOUR F2 ROUNDSAIL!

With your purchase, you've chosen a high-quality item. Familiarize yourself with the item before its initial use. Carefully read the following user manual for this purpose. Use the item only as described and for the specified applications. Also, provide this manual to third parties when passing on the item. It contains important details about the item, its assembly, operation, maintenance, and safety rules. As water sports always involve risks, having a thorough understanding of the item helps prevent potential personal injuries or even deaths.

#### Intended Use:

Protected shoreline areas up to 150 m – for trips in sheltered coastal waters, small bays, on small lakes, narrow rivers, and canals. Do not use the sail in excessively strong winds and/or when the wave height is greater than 0.5 m.

#### ATTENTION!

- Your vigilance and self-assessment on the water are extremely important. Never overestimate your strength and steering skills! Always stay close to the shore!
- Pay attention to the weather conditions, storm warnings, or any distress signals!
- Always observe the safety rules and the applicable legal regulations for lakes and open waters!
- Wear an approved life jacket when using the item on the water.
- Ensure that someone on the shore is informed about your tour and its conditions.
- Never leave the SUP unattended on the water. It can drift away faster than it can be swum to. Always use a safety leash.
- Always adhere to local Maritime Rules.
- Avoid paddling during tide changes or in high waves.
- Keep your mobile phone in a waterproof case and carry a whistle on your person, as well as a flashlight on the board.
- Maintain distance from rapids, debris, and other obstacles.
- Never use the SUP in offshore wind (wind blowing from the land towards the water) or against offshore currents (currents moving from the shore outwards), as you may be carried away!

The F2 Roundsail, when used correctly and in favorable wind conditions, can propel you swiftly over long distances. However, this also means that you can quickly move a considerable distance away from your starting point and possibly the shore! Please note that you may need to paddle back this distance as well. The Roundsail is primarily designed for sailing with the wind. When sailing against the wind, it's recommended to fold the Roundsail. Always ensure you have enough endurance resources to return to your starting point. If you find yourself drifting too far away and/or unable to return against the wind, fold the sail and steer directly toward the shore using the shortest route.